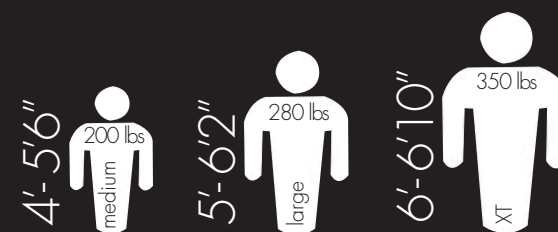


Evolv medium, large, XT



Modular design makes the EasyStand Evolv the most versatile standing frame available. The base unit is functional for many users, however when more support is needed a wide variety of positioning options can be added to accommodate the most involved users.



The shadow tray makes standing possible for the most involved users, even the highest level quadriplegic. Providing constant anterior support, the shadow tray allows the user to stop anywhere between sitting and standing.



Standard Front with options



Shadow Tray with options



Mobile with options



Transfer Seat



Rotating Seat



Removable Back

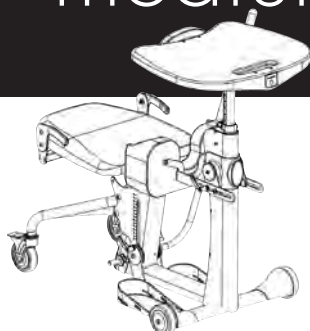
Transferring can be a challenge for those who require assistance. With this in mind, several transfer-related options and features have been created. These include swing-away fronts, transfer and rotating seats, removable backs and elevated rear legs.



Swing-Away Front

With over 60 options for the Evolv, each unit can be built specifically for an individual or facility. These options, that would normally be custom modifications, allow a stander to be configured for specific needs.

Evolv medium, large, XT options



NG50162 EasyStand Evolv Medium
 NG50084 EasyStand Evolv Large
 NG50209 EasyStand Evolv XT

The EasyStand Evolv base model includes two 5" rear locking casters, two 5" front wheels, manual hydraulic actuator with handle, flip-up knee pad, multi-adjustable foot plates, black molded tray with chest pad and black upholstery (back not included).



PNG50025 Mobile (Medium, Large)
PNG50322 Mobile (XT)

Self propel the stander. Features flip-away knee pad and push rims, drive wheel locks and enclosed chain drive mechanism. Not available with independent knee pads.



PNG50314 Front Swivel Casters (Medium, Large)
PNG50346 Front Swivel Casters (XT)
PNG50483 Front Swivel Casters for Swing-Away
 Locking casters allow for easier steering and movement of stander. Replaces front wheels. Extends footprint to 28"x36" (71x91cm) for Medium & Large and 29.5"x38" (75x97cm) for XT. Not available with Mobile option.



PNG50417 Swing-Away Front (Pictured)
PNG50428 Swing-Away Front for Shadow Tray

Allows the tray and knee pads to swing away with minimal lifting, providing more room for assisted transfers. Includes black molded tray. Not available on XT or Mobile.



PNG50010 Pow'r Up Lift (Medium, Large)
PNG50321 Pow'r Up Lift (XT)

Brings the user to the standing position with the touch of a button. Includes light touch controller, rechargeable battery and charger, Linak® actuator and an emergency release.



PNG50328 Adjustable/Removable Actuator Handle
 Removable actuator handle adjusts the distance of reach to actuator handle to meet user's needs. Not available with Pow'r Up Lift.



PNG50044 Quad Grip Handle Extension

Attaches to the actuator handle for users with limited dexterity. Adjusts for various hand sizes. Not available with Pow'r Up Lift.



PNG50070 T-Style Handle Extension

Attaches to the actuator handle for users with limited range of motion. Makes the first few pumps easier and descending more accessible. Adds additional 7" (18 cm) in each direction. Not available with Pow'r Up Lift.



PNG50471 Shadow Tray 7" (Medium, Large)
PNG50130 Shadow Tray 10" (Medium, Large & XT)
PNG50026 Shadow Tray 12" (Medium, Large & XT)

Description above is seat to tray height. Depth range is 3.5"-15" (9-38cm). Includes large, adjustable contoured chest pad. Back option required. Not available with Mobile.



PNG50474 Deep Shadow Tray 7" (Medium, Large)
PNG50334 Deep Shadow Tray 10" (Medium, Large & XT)
PNG50332 Deep Shadow Tray 12" (Medium, Large & XT)

Description above is seat to tray height. Deeper tray/chest pad adjustment. Depth range is 7.5"-19" (19-48cm). Includes large, adjustable contoured chest pad. Back option required. Not available with Mobile.



PNG50347 Clear Tray Top for Shadow
PNG50248 Clear Tray Top (pictured)

Acrylic, replaces standard black molded tray. Tray size is 21"x24" (53x61cm). Not available with Mobile.



PNG50194 Oversized Clear Tray

Large acrylic tray allows more room for reading and functional activities. Tray size is 29"x22" (74x56cm). Not available with shadow tray or mobile.



Angle Adjustable Tray (standard front)

PNG50368 Black Molded
PNG50366 Clear (pictured)
PNG50327 Clear for Mobile

Adjusts from 0-35° to provide forearm support and angle activities closer to the user. Tray size is 21"x24" (53x61cm). Not available with shadow tray.



PNG50295 No-Tray Chest Pad

Provides anterior support to trunk while allowing closer access to cabinets and other hard to reach areas. Works great with the Mobile option. Not available with the swing-away front or shadow tray.



PNG50456 Clear Tray for Swing-Away (pictured)
PNG50458 Oversized Clear Tray for Swing-Away

Clear trays designed exclusively for the swing-away front. Clear tray size is 21"x24" (53x61cm). Oversized clear tray size is 29"x22" (74x56 cm).



Angle Adjustable Tray for Swing-Away
PNG50490 Black Molded
PNG50489 Clear (Pictured)
PNG50491 Oversized Clear Tray

Adjusts from 0-35° to provide forearm support and angle activities closer to the user. Designed exclusively for the swing-away front.



PNG50042 Hand Grips

Provides additional arm and hand support and alignment. Easily movable for precise arm positioning. Attaches with suction cups. A clear acrylic tray is required.



PNG30000 Large Contoured Chest Pad

Attaches to tray or no-tray bracket to provide anterior support. Replaces standard chest pad. Oval pad is 9.5"Hx15"W (24x38cm). Standard with shadow tray.




PNG30295 Padded Tray Cover

A removable padded tray cover with drawstring that attaches to the black molded, clear, angle adjustable, or shadow tray. Not available for mobile tray or oversized tray.



PNG30030 Foot Straps

Velcro® and D-ring adjustment hold feet in alignment with two attachment slots for proper foot positioning. Straps fit foot height 4"-6.5" (10-17cm).



PNG30031 Secure Foot Straps

Velcro® and D-ring adjustment hold feet securely in place at ankle and toes. Straps fit foot height of 4"- 6.5" (10-17cm).



PNG30269 Transfer Seat (Medium only)
PNG30270 Transfer Seat (Large, XT only)

Provides larger surface for lateral transfers. Medium size is 20"W at widest area x 17.5"L (50x44cm). Large/XT size is 23"W at widest area x 21.5"L (58x54cm). May replace the need for a transfer board.



PNG50324 Rotating Seat (Medium only)
PNG50318 Rotating Seat (Large, XT only)

Rotating disk is embedded in the seat to reduce shear while swinging the user's legs into place. It rotates 90° to the left or right and locks in place.



PNG30183 Seat w/Roho® Insert (Medium only)
PNG30023 Seat w/Roho® Insert (Large, XT only)

Maximizes pressure relief using the benefits of Roho® Dry Flotation® technology. Medium insert is 7"x12" (18x30cm). Large/XT insert is 12"x12" (30x30cm). Replaces standard seat.



PNG50161 Hip Supports-Medium

Supports the hips in symmetrical alignment from sitting to standing. When used on a Medium the width range is 9"-15" (23-38cm). When used on a Large the width range is 10"-15" (25-38cm). Pad size is 4"x6" (10x16cm).



PNG50198 Hip Supports-Large

Supports the hips in symmetrical alignment from sitting to standing. When used on a Medium the width range is 11"-17" (28-43cm). When used on a Large the width range is 12"-17" (30-43cm). Pad size is 4"x6" (10x16cm). Limited adjustment with Shadow Tray.



PNG50384 Independent Knee Pads
PNG50425 Independent Knee Pads for Swing-Away

Width range from center to center is 9"-13.5" (24-34cm). Knee pad depth range from front of seat is 1"-7.5" (3-19cm). Knee pad height range is +5" to -5.25" (+13 to -13cm) from seat pivot. Not available with Mobile.



PNG50385 Independent Roho® Knee Pads
PNG50426 Ind Roho® Knee Pads for Swing-Away

Width range from center to center is 9"-13.5" (24-34cm). Depth range from front of seat is 1"-7.5" (3-19cm). Height range is +5" to -5.5" (+13 to -13cm) from seat pivot. Not available with Mobile.



PNG50066 Flat Back 13"H
PNG50171 Removable Flat Back 13"H

Top of back is 13" (33cm) from seat. Removable back releases with two knobs and provides rear access for patient lift transfers.



PNG50067 Flat Back 19"H
PNG50173 Removable Flat Back 19"H

Top of back is 19" (48cm) from seat. Removable back releases with two knobs and provides rear access for patient lift transfers.



PNG50062 Contoured Back 13"H
PNG50172 Removable Contoured Back 13"H

Top of back is 13" (33cm) from seat. Removable back detaches with two knobs and provides rear access for patient lift transfers.



PNG50068 Contoured Back 19"H
PNG50174 Removable Contoured Back 19"H

Top of back is 19" (48cm) from seat. Removable back detaches with two knobs and provides rear access for patient lift transfers.



PNG50492 Cane Back 16"Wx21"H
PNG50493 Cane Back 18"Wx21"H

Mounts for third party backs. Upholstery not included. 16"Wx21"H (41x53cm) or 18"Wx21"H (46x53cm).



PNG30029 Velcro® Positioning Belt

2" (5cm) wide positioning belt has a D-ring Velcro® closure, provides hip stability for user. Fits hip circumference of 26"-55" (66-140cm). Back required.



PNG30028 Positioning Belt with Airline Style Buckle

2" (5cm) wide positioning belt provides hip stability with the security of an airline style buckle. Fits hip circumference of 26"-55" (66-140cm). Back required.



PNG50192 Chest Strap-Small
PNG50193 Chest Strap-Large

Velcro® and D-ring adjustment. Chest strap pad is 5"Wx19"L (13x48cm). Small fits users with chest measurement ranging from 30"-46" (76-117cm), large fits users with chest measurements ranging from 34"-54" (86-137cm). Back required.



P600002 Back Angle Adjustment Wheel

Provides quick adjustment of the back angle for multi-user environments. Replaces standard 5 point knob. Back required.



PNG50034 Accessories Mounting Bracket

Required for attaching the chest vest, lateral supports, high mount chest vest bracket, head supports and push handles. Back required. Not available with cane back.



PNG30170 X-Style Chest Vest-Medium
PNG30056 X-Style Chest Vest-Large

Neoprene®. Medium size is 11"Lx9.5"W (28x24cm). Large size is 12.5"Lx10"W (32x26cm). Back and accessories mounting bracket required. Not available with cane back.




PNG30171 Y-Style Chest Vest-Medium
PNG30021 Y-Style Chest Vest-Large

Neoprene®. Medium size is 11"Lx9.5"W (28x24cm). Large size is 12.5"Lx10"W (32x26cm). Back and accessories mounting bracket required. Not available with cane back.



PNG11212 High Mount Chest Vest Bracket

Moves mounting points for chest vest higher to secure shoulders in position. Chest vest not included. Back and accessories mounting bracket required. Not available with cane back.



PNG50224 Lateral Supports 8"-16.5"W
PNG50176 Lateral Supports 11"-19.5"W

Multiple adjustments, removable for transferring. Depth range is 3" (8cm). Height range is 4" (10cm). Pad size is 4"x6" (10x15cm). Back and accessories mounting bracket required. Not available with cane back.



PT50240 Head Support-Short

Height range from seat using 13" back is 21"-30" (53-76cm). Back and accessories mounting bracket required. Not available with cane back.



PNG50037 Head Support-Tall

Height range from seat using 13" back is 25"-34" (64-86cm). Back and accessories mounting bracket required. Not available with cane back.